

## **For Immediate Release**

### **Kamloops & District residential unit sales record consistent growth in June.**

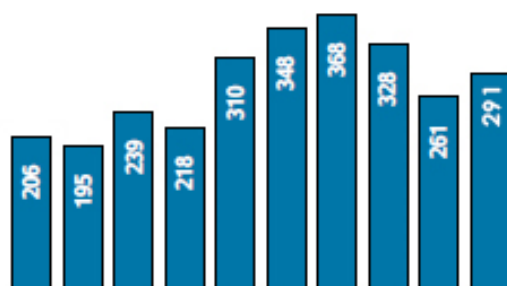
**Kamloops, BC – 03-06-2020:** Kamloops And District Real Estate Association (KADREA) reports that a total of 291 residential unit sales were recorded by the Kamloops & District Multiple Listing Service® (MLS®) in June 2020. This is 8.2% above the numbers that were recorded in June 2019. The average MLS® residential price in the area was \$456,872, a rise of nearly 10% per cent from \$415,506 recorded the previous year. Total sales dollar volume in June stood at \$132.9 million, an 18.9 per cent rise over 2019, which was \$111.7 million. There were 540 new listings recorded by the MLS® last month.

“It is great to see sales numbers improving in the region. The market has, in fact, performed better this month than last year,” said KADREA President Wendy Runge. “I believe that REALTORS® have also adapted quickly to changing business practices. The sales in June signify that if we keep doing what we are doing, the impact of the pandemic on the real estate markets could be softened through the rest of the year.”

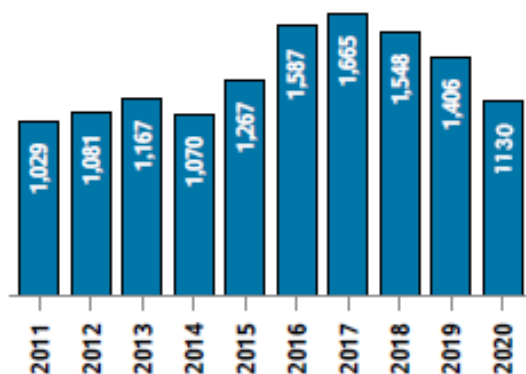
Sales over April and May had recorded a fall in units sold. This trend was attributed to measures related to the coronavirus. “Although June numbers have improved, numbers may be indicative of the sales completing in June because of a slow spring,” added Runge. “Average Days on Market has remained the same and average price of residential units has not increased by much. I would call this a ‘muted recovery’ in the market. But this also means that things are improving, and better days are ahead.”

Year-to-date, Kamloops & District’s residential sales dollar volume was down by 22.9 per cent to \$481.8 million, compared to the same period in 2019. Residential unit sales have decreased by 25.4 per cent to 1130 units (Y-T-D), while the average MLS® residential price was up 3.3 per cent to \$426,426. The total number of active listings in Kamloops & Dist. at the end of June 2020 (end of reporting period) was 1002\*.

**Sales Activity (June only)**



**Sales Activity (June Year-to-date)**



#### **For more information contact:**

KADREA  
101-418 St. Paul Street, Kamloops, BC  
V2C2J6  
[support@kadrea.com](mailto:support@kadrea.com)  
250-372-9411

\* The year-to-date active listings figure is a monthly average of the number of homes on the market at the end of each month so far this year.

## June 2020 Units Sold, Dollar Volume and Average Sales:

Top 5 Areas

Sub-Area**	June 2020 Sold Listings (Units)	June 2019 Sold Listings (Units)	% Change	June 2020 Sales Volume (\$)	June 2019 Sales Volume (\$)	% Change	June 2020 Average Price (\$)	June 2019 Average Price (\$)	% Change
Kamloops	209	206	1.45	\$106,264,495	\$91,027,055	16.7	\$508,442	\$441,878	15.1
Merritt & Area	34	30	13.3	\$11,220,200	\$8,279,100	35.5	\$330,005	\$275,970	19.5
Barriere & Area	17	11	54.5	\$4,113,244	\$3,101,300	32.6	\$241,955	\$281,936	-14.1
Logan Lake	11	4	175	\$3,329,500	\$1,533,500	51.0	\$211,772	\$383,375	-44.7
Chase & Area	12	10	20	\$4,688,500	\$5,671,250	-17.3	\$390,708	\$567,125	-31.1

## Y-T-D 2020 Units Sold, Dollar Volume and Average Sales:

Top 5 Areas

Sub-Area**	YTD 2020 Sold Listings (Units)	YTD 2019 Sold Listings (Units)	% Change	YTD 2020 Sales Volume (\$)	YTD 2019 Sales Volume (\$)	% Change	YTD 2020 Average Price (\$)	YTD 2019 Average Price (\$)	% Change
Kamloops	876	1,158	-24.3	\$402,526,206	\$507,484,944	-20.6	\$459,504	\$438,242	4.8
Merritt & Area	112	155	-27.7	\$34,783,562	\$47,761,166	-27.1	\$310,567	\$308,136	0.7
Barriere & Area	51	66	-22.7	\$13,622,752	\$16,899,600	-19.4	\$267,112	\$256,054	4.3
Logan Lake & Area	28	39	-28.2	\$6,412,500	\$10,353,014	-38.1	\$229,017	\$265,461	-13.7
Chase & Area	34	64	-46.8	\$11,486,200	\$29,809,106	-61.4	\$337,829	\$465,767	-27.4

\*\*

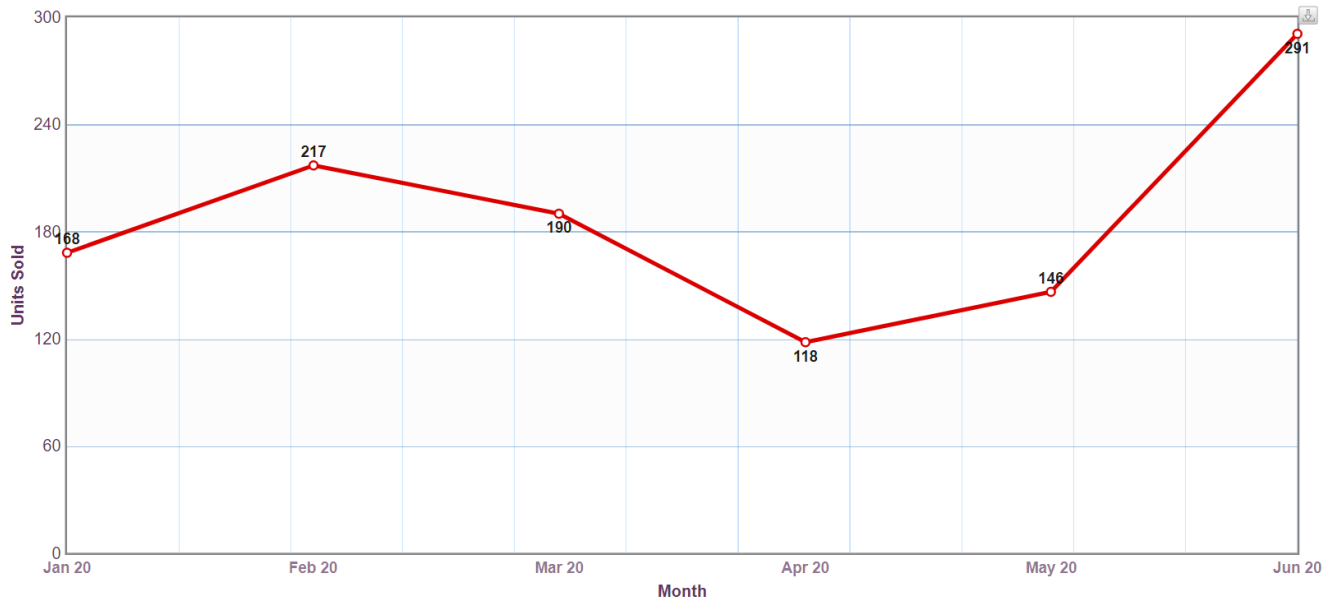
**Kamloops:** Brocklehurst, Sahali, North Kamloops, Aberdeen, South Kamloops, Sun Peaks, Barnhartvale, Dallas, Westsyde, Campbell Creek/Deloro, Pineview Valley, Valleyview, Batchelor Heights, Cherry Creek/Savona, Dufferin/Southgate, Heffley, Juniper Heights, Pinantan, Rayleigh, South Thompson Valley, Sun Rivers, Knutsford-Lac Le Jeune, Tobiano.

**Merritt & Area:** Merritt, Ashcroft, Cache Creek, Clinton, Lillooet.

**Barriere & Area:** Barriere, Clearwater, McLure / Vinsula.

**Chase & Area:** Chase, South Shuswap, Monte Lake / Westwold, North Shuswap, Pritchard

## Units Sold (Jan 2020 onward) comparison:



## Average Sales Price (Jan 2020 onward) Comparison:

